



District Report Card: 2017


State: Mizoram	District: Serchhip
Class: 5	Subject: Language
Schools: 40	Students: 518


Participation/Coverage


Students

GENDER 	Boys		Girls	
	Number	%	Number	%
	278	53.67	240	46.33

AREA 	Rural		Urban	
	Number	%	Number	%
	318	61.39	200	38.61

CATEGORY 	SC		ST		OBC		GEN	
	Number	%	Number	%	Number	%	Number	%
	1	0.19	516	99.61	1	0.19	0	0.00

CWSN 	LD	VI	HI	S&LD	ID	Oth
	0	10	1	0	0	1

Management 	Government		Government-aided	
	Number	%	Number	%
	348	67.18	170	32.82

Average Performance of Students in Language (%)

Overall	Gender		Area		Management		Social Group			
	Male	Female	Rural	Urban	Govt.	Aided	SC	ST	OBC	GEN
50.86	50.82	50.92	53.02	47.43	52.61	47.29	60.00	50.76	93.33	0.00

Performance on Learning Outcomes (LOs)

Learning Outcomes	Description	Average Performance(%)
L504	Reads and comprehends independently storybooks, news items/ headlines, advertisements etc.	53.40
L508	Reads text with comprehension, locates details and sequence of events	49.59

Range of Performance of Students who Answered Correctly							
Below 30%		30% - 50%		50% - 75%		Above 75%	
Number	%	Number	%	Number	%	Number	%
57	11.00	171	33.01	271	52.32	19	3.67

Lowest Performing Learning Outcomes (LOs)

- 1 - Reads text with comprehension, locates details and sequence of events (49.59)
- 2 - Reads and comprehends independently storybooks, news items/ headlines, advertisements etc. (53.40)